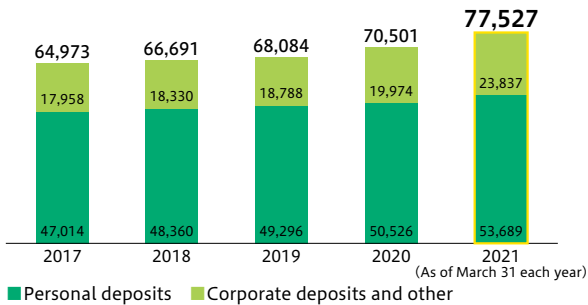


Financial Information Highlights

Deposits

7.7 trillion yen
as of March 31, 2021

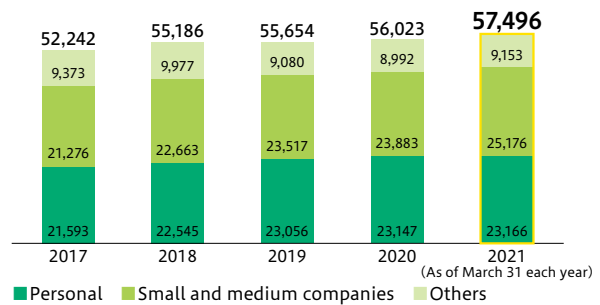
(Unit: Hundred millions of yen) (11th out of 62 regional banks)



Loans and bills discounted

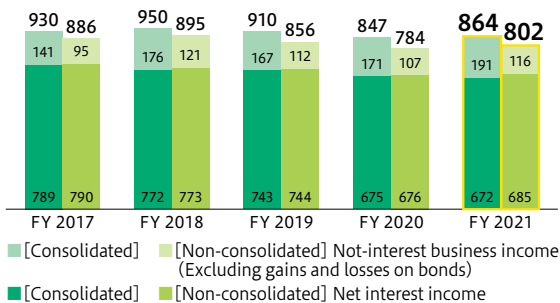
5.7 trillion yen
as of March 31, 2021

(Unit: Hundred millions of yen) (10th out of 62 regional banks)



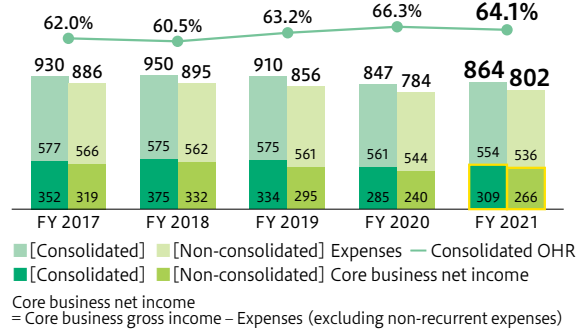
Breakdown of core business gross income

(Unit: Hundred millions of yen)



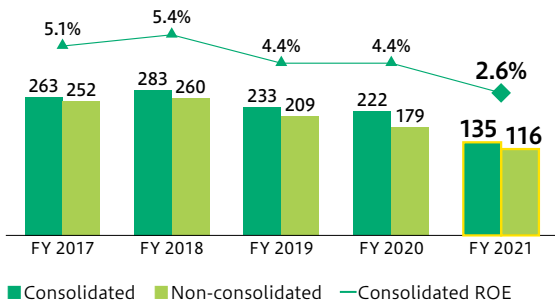
Core business net income

(Unit: Hundred millions of yen)



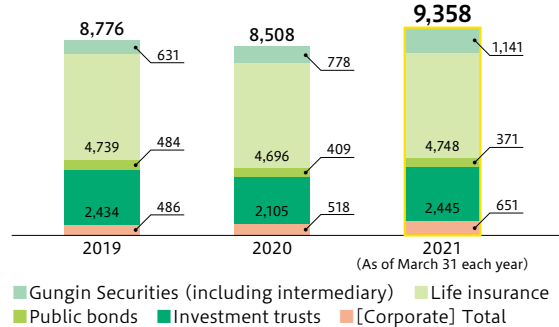
Current net profit

(Unit: Hundred millions of yen)



Balance of personal financial assets

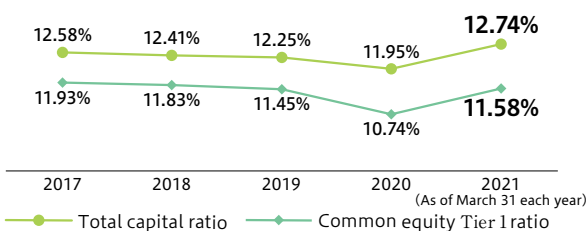
(Unit: Hundred millions of yen)



Consolidated total capital ratio (International Financial Reporting Standards)

Total capital
As of March 31, 2021 **12.74%**

Common equity Tier 1
11.58%



Index per share (Consolidated)

(Unit: yen)
Net assets per share (Consolidated BPS)
As of March 31, 2021 **1,303.93 yen**

Net income per share (Consolidated EPS)
32.14 yen

